


TOSHIBA CONSUMABLES

Everything you need to know


WHAT ARE CONSUMABLE YIELDS?

Consumable yields are similar to a car's fuel consumption performance

CAR



Cars have an "Average" Fuel Consumption Rating. A car's fuel consumption performance will vary based upon whether it's driven in city traffic or on the highway.




In city traffic, which has many stops and starts, fuel consumption is lower.



On the highway, where you can maintain a constant speed, the same car will have better fuel consumption.

CONSUMABLES



Consumables have an "Average" Consumables Rating. Depending upon print application and operation environment, consumable yields will vary.



Consumables will be less than the average yield rating with 1 or 2 page jobs, 2 sided printing, and/or greater than 5% toner coverage on the page.



Consumables should meet the average consumables rating with 3 pages or more per print job, 1 sided printing, and 5% or less toner coverage on the page.

Your actual usage may vary from the consumables test standards, may include:

- 5% toner coverage
- 3 page print jobs
- Single sided (simplex) print jobs



Factors THAT MAY HAVE AN EFFECT on your consumables:

- Print job length
- Toner coverage %
- Paper size
- 2 sided printing (duplex)
- Complex print jobs
- Network communications/delays
- Environmental conditions
- Device settings

For example, if the device posted an "Imaging Unit Low" or "Replace Imaging Unit" message and the consumable is not meeting expectations, then try this: Special device settings can be set on the device either through the network or at the individual device. Please contact our national Toshiba support team to coordinate and implement this recommendation, and/or others provided by Toshiba's support team.