

TOSHIBA

Kōdo Application for Print Plus



- Do away with pre-printed forms, booklets and brochures
- Connect, browse and search your stored documents right at the panel
- Print on demand with that professional touch
- Eliminate wastage and costs
- Manage print content centrally
- Ensure version compliance

A simple solution to a challenging problem

Kōdo applications are designed to make your working life easy and productive.

Having to manage an inventory of hardcopy documents such as application forms, information booklets, brochures and other documents is time consuming, costly and wasteful.

Print Plus allows you to “Print On Demand” with content managed centrally to improve work efficiency, reduce costs and maintain information compliance.

Users can browse or search for documents then apply a variety of basic and more advanced print settings to a document at the panel.

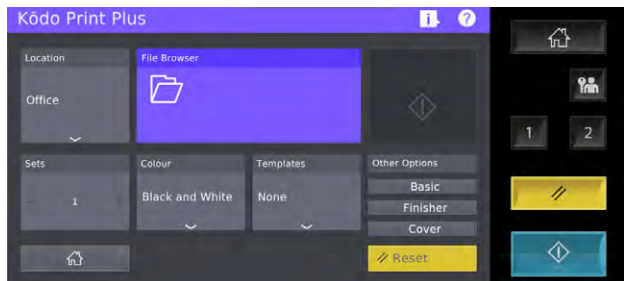
Some usage examples:

- Child Care: Enrolment forms, incident forms, booklets
- Construction: Contracts, plans, signs, WHS documents
- Education: Enrolment forms, information booklets, rosters
- Healthcare: Application forms, information booklets
- Office: Leave forms, business process & WHS documents
- Real Estate: Property brochures, contracts
- Retail: Signs, catalogues, pricelists

Enhanced user experience

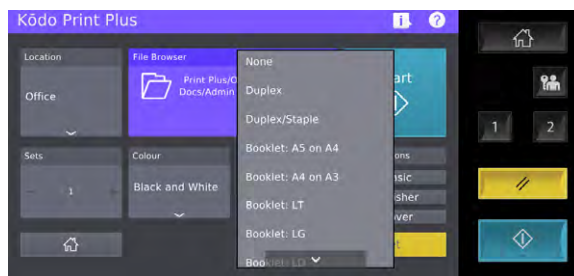
EASE OF USE

Working from the touch screen of your e-STUDIO MFD, simply interact with the user-friendly interface to select the location of your document repository (e.g. network drives or specific Intranet/Internet URL's).



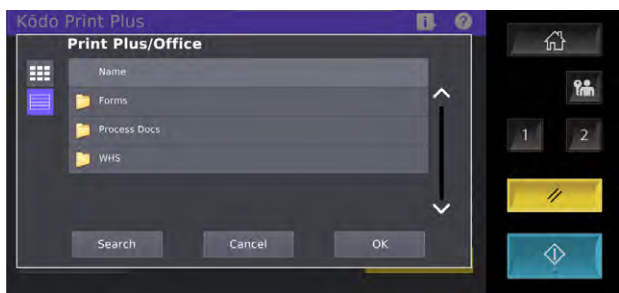
FLEXIBLE JOB SETTINGS

Just because it all looks so easy doesn't mean you need to compromise on how your job should be printed and finished. From basic to more advanced settings, it's all here at your fingertips via one touch settings or granular controls.



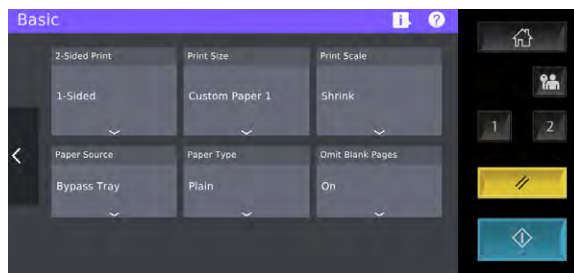
BUILT-IN SEARCH

Browse folders to find the document you want to print. Or if you're unsure where the document is, search by file name within any folder.



GRANULAR CONTROLS

Basic settings include features such as custom paper sizes and various media amongst many others. With optional units you can create high quality professional output such as stapling, hole punching and booklets that are automatically folded and centre stapled, even front and rear covers can be added.



PRINT SETTINGS AVAILABLE

File formats	TIFF, PDF
Browse Locations	Network, USB.
Search Locations	Network, USB
Direct print locations	Intranet, Internet
Print size	Auto, A3, A4, B4, B5, A5-R, A6-R, LT, LG, LD, Custom (1-5).
No. of sets	1-999 (default)
Colour Mode	Auto colour, Full colour, Black
One Touch Templates	None, Duplex, Duplex/Staple, Booklet: A5 on A4, A4 on A3, LT, LG, LD
Basic print options	2-sided, size, scale, paper source, paper type, blank page removal
Finishing print options*	None, Staple, Booklet, Hole Punch
Cover print options	Front, Rear, Print style
Protocols supported	SMB, FTP, SFTP, WebDAV, HTTPS

*With finishing options installed

REQUIREMENTS

Toshiba e-STUDIO Multi-Function Device (MFD) with e-BRIDGE Next architecture.
Microsoft SharePoint 2013/2016 on premise.

OPTIONS

Embedded OCR for searchable or editable scan file formats.

Scan Settings available

toshiba-business.com.au/pp

Kodo® is a registered trademark of Toshiba (Australia) Pty Limited (ABN 19 001 320 421). Adobe® Reader® are either registered trademarks or trademarks of Adobe in the United States and/or other countries. All other brands and/or product names are trademarks of their respective owners. Specifications are subject to change without prior notification. Copyright ©2026 Toshiba Australia. TAP_Kodo_PrintPlus_V8

